
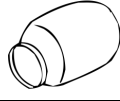






## EUS Balloon

**Acoustic coupling of the ultrasonic transducer to the gastrointestinal wall requires application of fluid as interface between the transducer and the wall. This is achieved by EUS Balloon.**


### FOR OLYMPUS ECHO ENDOSCOPES

REFERENCE	Compatible with Model	OPENED SIDE	SCETCH IMAGE
SS1070000	GF-UM160/GF-UM130/GF-UMQ130/ GF-UM20/JG-UM20/RU-75M-R1/ RU-12M-R1	2	
SS1830000	GF-UC130P-AL5/GF-UCT140-AL5/GF-UC140P-D05/ GF-UCT140-D05/GF-UC160P-OL5/GF-UCT160-OL5/ GF-UC30P/GF-UMD140P	1	
SS1460000	CF-UM20	2	
SS2230000	GF-UE160-AL5	2	

### FOR PENTAX ECHO - ENDOCOPES

REFERENCE	Compatible with Model	OPENED SIDE	SCETCH IMAGE
SS1470000	EG-387OUTK/EG-383OUT/FG-34UX/ FG-36UX/FG-38UX/EG-3630U	1	
SS2070000	EG-3670URK/EG-3630UR	2	

### FOR Fujinon ECHO ENDOSCOPE

REFERENCE	Compatible with Model	OPENED SIDE	SCETCH IMAGE
SS2660000	EG-530UR	2	
SS2800000	EG-53UT	1	